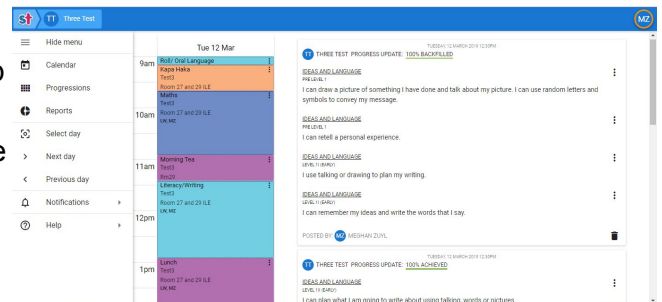




Silverdale School uses an online application called SchoolTalk to make learning progress and reporting more interactive and visible for students, parents and teachers.

A key focus for our school is building 'student agency' where our students take greater ownership for their own learning. This means enabling learners to own their learning by helping them to be aware of what they can do and what their next learning steps are. SchoolTalk enables this allowing each student and their teacher to track and manage their individual progress.



For parents and caregivers, SchoolTalk makes learning visible, and gives them a more holistic view of their child's learning progress. Instead of waiting for a school report, they can now see in real time how their child is tracking. This app also provides the opportunity for parents to support their child in informed ways through a resource database that is linked to specific learning intentions from the curriculum.

For teachers, SchoolTalk has enabled them to think differently about how they group and design learning to meet all learners needs.

In summary, these are the key benefits of SchoolTalk:

1. Enables agency for our learners, making learning visible.
2. Real time reporting on progress and achievement for parents, students and teachers.
3. Creates efficiency for teachers – gap analysis, learning design, differentiating and personalising learning.
4. Creating a learning partnership with whanau, providing resources and personalised support.

How do I use SchoolTalk?

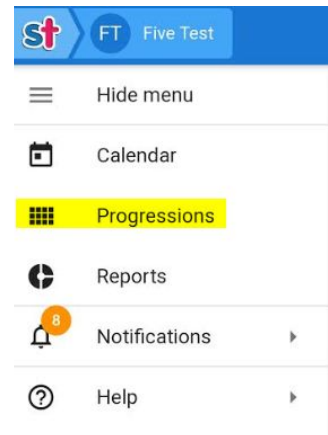
To use SchoolTalk you will be sent an invite from the SchoolTalk team once your child starts school. You can then login with Google, Microsoft or create your own account. If you have more than one child you must activate each account.

If you have not received an invitation or would like to add a second parent to an account please contact your child's teacher or email lynnscott@silverdaleprimary.school.nz.

SchoolTalk Features:

What parents can view:

- Main Screen
- Calendar
- Progressions – Goals Achieved & Next Steps
- Resources for each Goal
- Reports

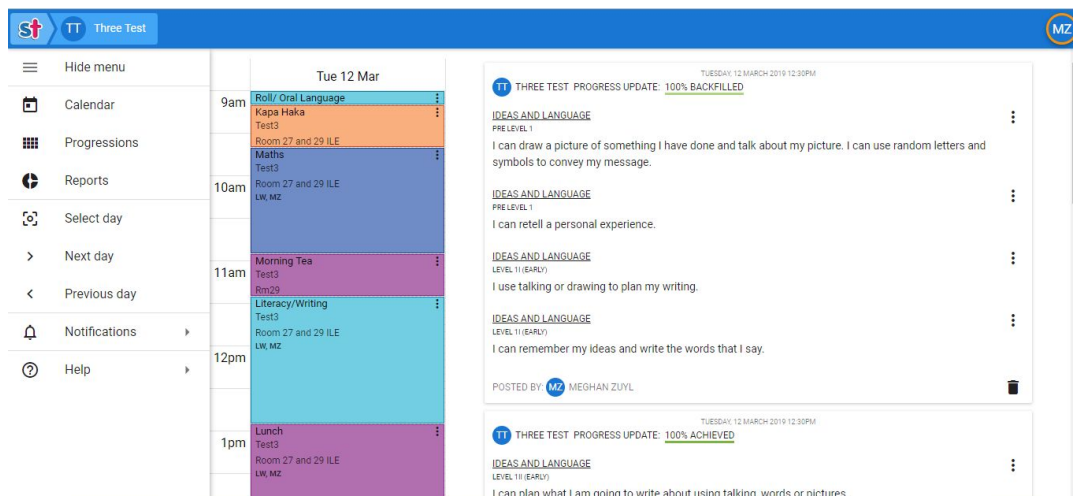


Main Screen

Once you have logged on to SchoolTalk you will be able to access the main screen for each of your children. You can move between each child by clicking on your initials in the right hand corner.



To navigate back to your child's home page just click on their name in the top left hand corner.



Calendar

You can view your child's planned activities for the day and week.

	Mon 04 Mar	Tue 05 Mar	Wed 06 Mar	Thu 07 Mar	Fri 08 Mar
8am					
9am	Roll/Notices KERI Assembly Rm34 Rm32 Kapa haka Rm34 Rm32 Values Rm34 Rm32 Class shared book Rm34	Roll/Notices Chinese Rm34 Rm32 NB, SM Thinking skills Rm34 Rm32	Roll/Notices Kapa haka Rm34 Rm32 Team Assembly Rm34 Rm32 Maths Rm34 Rm32 NB, SM	Roll/Notices Fitness Rm34 Rm32 NB, SM Class shared book Rm34	Roll/Notices Fitness Rm34 Rm32 NB, SM Class shared book Rm34
10am	Morning Tea Rm34 Rm32 Gratitude Journal Writing workshop: Recrafting to enhance Rm34 Rm32 Maths Rm34 Rm32	Morning Tea Rm34 Rm32 Handwriting practice Class shared book Rm34 Rm32 NB, SM Literacy Daily 5 Rm34 Rm32 NB, SM	Morning Tea Rm34 Rm32 Silent reading or Class shared book Rm34 Rm32 NB, SM Literacy Daily 5 Rm34 Rm32 NB, SM	Morning Tea Rm34 Rm32 Silent reading or Literacy Daily 5 Rm34 Rm32 NB, SM	Morning Tea Rm34 Rm32 Reflection Journal Literacy Daily 5 Rm34 Rm32 NB, SM
12pm					

Progressions

You can find out further detail on your child's achievement, progress and next steps by clicking on the progression button in the left hand sidebar.

- Green Highlighting – Your child has achieved the learning intention.
- Yellow Highlighting – This is a current next learning step for your child.
- Blue Highlighting – Your child has submitted evidence of achieving the learning intention and is waiting for the teacher to assess whether it has been achieved for it to be marked green.
- Grey - your child is still to learn these progressions at a later date.
- If it is completely empty then there are no progressions to learn at that level.

You can view what level your child is working at and you can keep clicking on a block to break it down for more detail.

The screenshot shows the 'Area: Silverdale Graduate Profile' with a navigation sidebar on the left containing 'Provisions', 'Reports', 'Notifications', and 'Help'. The main content area displays a grid of learning progressions for Reading, Writing, and Mathematics from Year 0 to Year 3. Each cell in the grid shows a progression level (e.g., Pre Level 1, Level 1i, Level 1ii, Level 1, Level 2) with a color-coded status and a timestamp (e.g., 'a month ago', '25 days ago'). A 'Learning steps' panel on the right provides detailed tasks for the selected progression, such as 'I can make predictions using my knowledge of narrative texts e.g. problem/solution.'

The progressions show where your child's learning sits in relation to the NZ Curriculum levels.

Curriculum Level 1					Curriculum Level 2		Curriculum Level 3		Curriculum Level 4	
Year 0	Year 1			Year 2	Year 3	Year 4	Year 5	Year 6	Year 7	Year 8
Reading										
Pre Level 1 Magenta	Level 1 (Early) Red	Level 1 (Early) Yellow	Level 1 (Early) Blue/Green	Level 1 Orange/ Turquoise	Level 2 (Early) Purple/Gold	Level 2	Level 3 (Early)	Level 3	Level 4 (Early)	Level 4
Writing										
Pre Level 1	Level 1i (Early)	Level 1ii (Early)	Level 1	Level 2 (Early)	Level 2	Level 3 (Early)	Level 3	Level 4 (Early)	Level 4	Level 4
Maths										
Pre Level 1	Level 1i (Early)	Level 1ii (Early)	Level 1	Level 2 (Early)	Level 2	Level 3 (Early)	Level 3	Level 4 (Early)	Level 4	Level 4



Resources - How can I help my child at home with their next steps?

You can access the resources and support your child with their next steps at home.

SchoolTalk has a growing number of resources that are linked to each learning intention and can be used by learners and parents at school and home. Some learning intentions currently do not have resources, this is continually being added to.

Another way to access the resources is to click on progressions and continue to click to break it down further. Once you get to 'Learning steps' you can then click on an intention and click on resources.


The screenshot displays the SchoolTalk Progressions interface. On the left, a grid shows learning steps for Year 2, Year 3, and Year 4. The main content area shows the breadcrumb path: Area: Silverdale Graduate Profile > Reading > Comprehension > Comprehension > Comprehension. The level is identified as Level 2 (Early) Purple/Gold. Two comprehension intentions are listed: 'I can compare and connect ideas in the story, and use my prior knowledge, to make simple inferences over longer texts.' and 'I can make predictions using my knowledge of narrative texts e.g. problem/solution.' A 'CLOSE' button is visible below the list. On the right, a 'RESOURCES' tab is active, showing a Google Document titled 'Fiction: Comprehension Questions' with the text 'making meaning when reading' and a link to 'See this on docs.google.com'.

Reports

You can access and print mid year and end of year reports which give you a snapshot of your child's learning at that particular moment. Reports will be emailed to parents twice a year. New and past reports can be accessed via the SchoolTalk portal.

- Click on Reports.
- Click 'print' to print current reports or click on dropdown arrow to get previous reports.

A vertical navigation menu with the following items: 'Hide menu' (with a hamburger icon), 'Calendar' (with a calendar icon), 'Progressions' (with a grid icon), and 'Reports' (with a circular arrow icon and highlighted in yellow).

End of Year Report, Year 5 (06 December 2018)  

Need Help? – Questions and Answers

What do I do if I have forgotten my SchoolTalk login and want to access my child's progressions?

By clicking on [this link](#) it will take you to the SchoolTalk login page. Click on the 'forgot password' link and follow the instructions.

What if I do not have a login for SchoolTalk?

If you require a login for SchoolTalk, please email your child's classroom teacher or lynnscott@silverdaleprimary.school.nz

Will I receive a mid and end of year Achievement Report if I have not registered for SchoolTalk?

You will receive your child's end of year report whether you have registered for SchoolTalk or not. If you have not registered you will be prompted to do so by clicking on the register for SchoolTalk link at the top of the email you will receive.

What should I do if I have not received a report of my child's progress?

If you have not received an end of year report, please email lynnscott@silverdaleprimary.school.nz.

Where do I go if I have concerns or questions about my child's report?

If you have concerns or questions regarding your child's mid or end of year Achievement Report, please talk to your child's teacher.

Can I print my child's report?

The end of year report has been designed so it can be printed if you would like a hard copy. It can now easily be shared digitally with grandparents and other significant people in your family. If you do not have access to a printing facility, please email either your child's classroom teacher or lynnscott@silverdaleprimary.school.nz and they will happily print you a copy.